
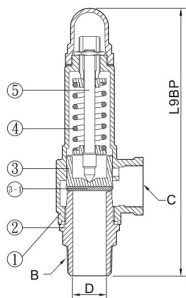


青(砲金)銅安全閥 BRONZE SAFETY VALVES

L9BP 密閉式 Sealing 1/2"~2"

L9-LBP 手拉式 Lever 1/2"~2"



尺寸表 Dimensions

(密閉式 Sealing)

單位 Unit:mm

(手拉式 Lever)

單位 Unit:mm

| 項目 Item 尺寸 Size | (密閉式 Sealing) | | | | | | | | (手拉式 Lever) | | |
|--------------------------|---------------|------------------|-------------------|-----------------------------------|----|----|------------|-----------------|-------------|-----------------|-----|
| | L9BP | 入口 Inlet B | 出口 Outlet C | 閥座徑 Valve seat orifice D | E | F | 擡程 Lift | 重量 Wt. kg | L9-LBP | 重量 Wt. kg | |
| 1/2" | 145 | 1/2" | 1/2" | 13 | 29 | 49 | 0.52 | 0.5 | 1/2" | 168 | 0.6 |
| 3/4" | 167 | 3/4" | 3/4" | 19 | 36 | 55 | 0.76 | 0.8 | 3/4" | 190 | 0.9 |
| 1" | 202 | 1" | 1" | 25 | 40 | 67 | 1.00 | 1.3 | 1" | 223 | 1.4 |
| 1-1/4" | 233 | 1-1/4" | 1-1/4" | 32 | 50 | 79 | 1.28 | 2.2 | 1-1/4" | 248 | 2.2 |
| 1-1/2" | 257 | 1-1/2" | 1-1/2" | 38 | 54 | 86 | 1.52 | 2.9 | 1-1/2" | 272 | 2.9 |
| 2" | 283 | 2" | 2" | 50 | 66 | 96 | 2.00 | 4.7 | 2" | 299 | 5.0 |

材質表 General Material

| 序號 NO. | 零件 Parts Name | 型式 Model | L9BP 密閉式 Sealing | L9-LBP 手拉式 Lever |
|-----------------------|------------------|----------|---|--|
| 1 | 閥體 Valve Body | | Cast Bronze 青(砲金)銅 | |
| 2 | 閥座 Valve Seat | | Forging Brass (鍛造黃銅) | |
| 3 | 閥盤 Disc | | Forging Brass (鍛造黃銅) | |
| 3-1 | 軟墊 Soft Seal | | Teflon (PTFE) | |
| 4 | 彈簧 Spring | | Steel (鋼) | |
| 5 | 閥桿 Stem | | Brass (黃銅) | |
| 使用壓力 Working Pressure | | | 2~10 kgf/cm ² | 11~20 kgf/cm ² |
| 使用溫度 Working Temp | | | -45 °C~185 °C | |
| 使用流體 Working Fluid | | | 非腐蝕性氣體、非腐蝕性液體、 空氣、蒸氣、水、油 Noncorrosive Gas、Noncorrosive Liquid、 Air、Steam、Water、Oil | 非腐蝕性氣體、空氣、蒸氣 Noncorrosive Gas、Air、Steam |



ALL PROSPERITY ENTERPRISE CO., LTD

LONG TSUEN INDUSTRIAL CO., LTD

website: www.allprosperity.com.tw
E-mail: prospert@ms34.hinet.net

Tel: +886-2-25217794
Fax: +886-2-25429613

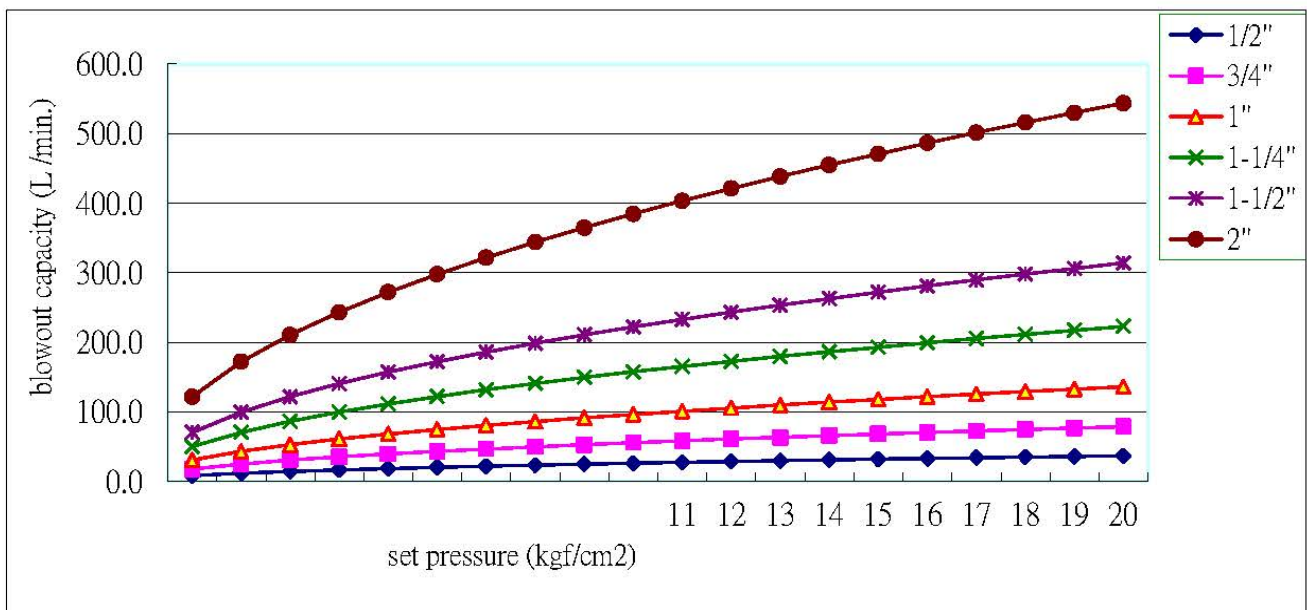
FLUID: WATER

L9BP, L9SP, AL9SP, AL9BP

TYPE

UNIT: L/min

| Set Pressure kgf/cm ² | Size | WATER Blowout Cap.(L/min) | | | | | | |
|---|------|---------------------------|------|-------|--------|--------|-------|-----------|
| | | 1/2" | 3/4" | 1" | 1-1/4" | 1-1/2" | 2" | 2-1/2" 3" |
| 1 | | 8.2 | 17.6 | 30.4 | 49.8 | 70.2 | 121.6 | 273.6 |
| 2 | | 11.6 | 24.8 | 43.0 | 70.4 | 99.3 | 171.9 | 386.9 |
| 3 | | 14.2 | 30.4 | 52.6 | 86.3 | 121.6 | 210.6 | 473.8 |
| 4 | | 16.4 | 35.1 | 60.8 | 99.6 | 140.5 | 243.2 | 547.1 |
| 5 | | 18.4 | 39.3 | 68.0 | 111.4 | 157.0 | 271.9 | 611.7 |
| 6 | | 20.1 | 43.0 | 74.5 | 122.0 | 172.0 | 297.8 | 670.1 |
| 7 | | 21.7 | 46.5 | 80.4 | 131.8 | 185.8 | 321.7 | 723.8 |
| 8 | | 23.2 | 49.7 | 86.0 | 140.9 | 198.6 | 343.9 | 773.8 |
| 9 | | 24.7 | 52.7 | 91.2 | 149.4 | 210.7 | 364.7 | 820.7 |
| 10 | | 26.0 | 55.5 | 96.1 | 157.5 | 222.1 | 384.5 | 865.1 |
| Only L9SP, L9BP, AL9SP, AL9BP | 11 | 27.3 | 58.2 | 100.8 | 165.2 | 232.9 | 403.2 | 907.3 |
| | 12 | 28.5 | 60.8 | 105.3 | 172.5 | 243.3 | 421.2 | |
| | 13 | 29.6 | 63.3 | 109.6 | 179.6 | 253.2 | 438.4 | |
| | 14 | 30.8 | 65.7 | 113.7 | 186.3 | 262.8 | 454.9 | |
| | 15 | 31.8 | 68.0 | 117.7 | 192.9 | 272.0 | 470.9 | |
| | 16 | 32.9 | 70.2 | 121.6 | 199.2 | 280.9 | 486.3 | |
| | 17 | 33.9 | 72.4 | 125.3 | 205.3 | 289.6 | 501.3 | |
| | 18 | 34.9 | 74.5 | 129.0 | 211.3 | 297.9 | 515.8 | |
| | 19 | 35.8 | 76.5 | 132.5 | 217.1 | 306.1 | 530.0 | |
| | 20 | 36.8 | 78.5 | 135.9 | 222.7 | 314.1 | 543.7 | |





ALL PROSPERITY ENTERPRISE CO., LTD

LONG TSUEN INDUSTRIAL CO., LTD

website: www.allprosperity.com.tw
E-mail: prosper@ms34.hinet.net

Tel: +886-2-25217794
Fax: +886-2-25429613

FLUID: AIR

Type

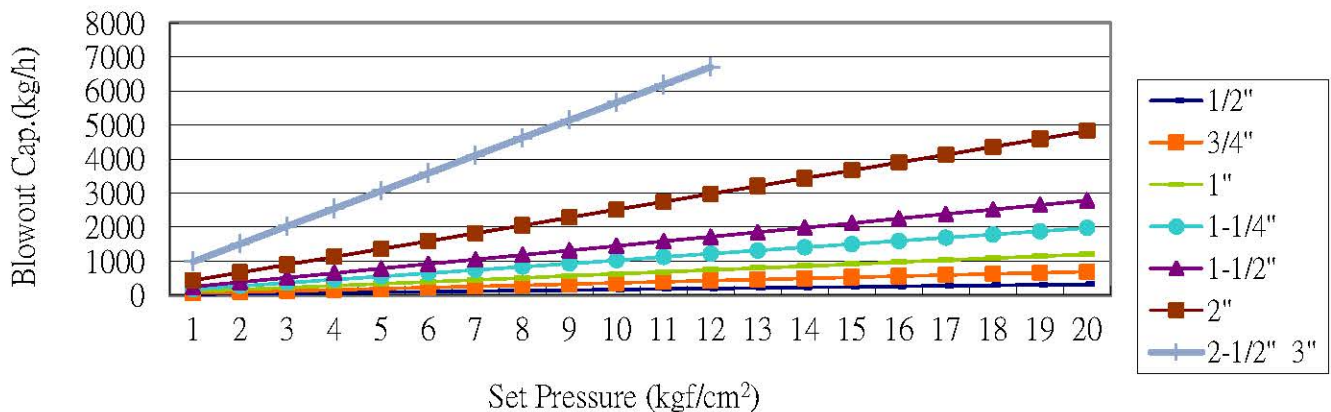
L9B L9-LB L9BP L9-LBP

UNIT:kg/h

$$W=0.01A(1.1P+1)C*K*\sqrt{M/T*0.9}$$

| Set Pressure kgf/cm ² | Size | AIR Blowout Cap.(kg/h) | | | | | | |
|-------------------------------------|------|------------------------|------|------|--------|--------|------|-----------|
| | | 1/2" | 3/4" | 1" | 1-1/4" | 1-1/2" | 2" | 2-1/2" 3" |
| 1 | | 30 | 64 | 110 | 180 | 255 | 441 | 991 |
| 2 | | 45 | 97 | 168 | 275 | 388 | 671 | 1511 |
| 3 | | 61 | 130 | 226 | 370 | 521 | 902 | 2030 |
| 4 | | 77 | 164 | 283 | 464 | 654 | 1133 | 2549 |
| 5 | | 92 | 197 | 341 | 559 | 788 | 1364 | 3069 |
| 6 | | 108 | 230 | 399 | 653 | 921 | 1595 | 3588 |
| 7 | | 123 | 264 | 456 | 748 | 1054 | 1825 | 4107 |
| 8 | | 139 | 297 | 514 | 842 | 1188 | 2056 | 4627 |
| 9 | | 155 | 330 | 572 | 937 | 1321 | 2287 | 5146 |
| 10 | | 170 | 364 | 629 | 1031 | 1454 | 2518 | 5665 |
| 11 | | 186 | 397 | 687 | 1126 | 1588 | 2749 | 6185 |
| 12 | | 201 | 430 | 745 | 1220 | 1721 | 2979 | 6704 |
| 13 | | 217 | 464 | 803 | 1315 | 1854 | 3210 | |
| 14 | | 233 | 497 | 860 | 1409 | 1988 | 3441 | |
| 15 | | 248 | 530 | 918 | 1504 | 2121 | 3672 | |
| 16 | | 264 | 564 | 976 | 1599 | 2254 | 3903 | |
| 17 | | 279 | 597 | 1033 | 1693 | 2388 | 4134 | |
| 18 | | 295 | 630 | 1091 | 1788 | 2521 | 4364 | |
| 19 | | 311 | 664 | 1149 | 1882 | 2654 | 4595 | |
| 20 | | 326 | 697 | 1206 | 1977 | 2787 | 4826 | |

Curve Drawing Of Low Lift Safety Valves





ALL PROSPERITY ENTERPRISE CO., LTD

LONG TSUEN INDUSTRIAL CO., LTD

website: www.allprosperity.com.tw
E-mail: prospert@ms34.hinet.net

Tel: +886-2-25217794
Fax: +886-2-25429613

FLUID: STEAM

Type

L9B L9-LB L9BP L9-LBP

UNIT:kg/h

$$W=0.5145 * A(1.03P+1) * K * C * 0.9$$

| Set Pressure kgf/cm ² | Size | AIR Blowout Cap.(kg/h) | | | | | | |
|-------------------------------------|------|------------------------|------|-----|--------|--------|------|-----------|
| | | 1/2" | 3/4" | 1" | 1-1/4" | 1-1/2" | 2" | 2-1/2" 3" |
| 1 | | 18 | 39 | 68 | 111 | 157 | 272 | 408 |
| 2 | | 28 | 59 | 102 | 168 | 237 | 410 | 614 |
| 3 | | 37 | 79 | 137 | 224 | 316 | 547 | 821 |
| 4 | | 46 | 99 | 171 | 281 | 396 | 685 | 1028 |
| 5 | | 56 | 119 | 206 | 337 | 475 | 823 | 1235 |
| 6 | | 65 | 139 | 240 | 394 | 555 | 961 | 1441 |
| 7 | | 74 | 159 | 275 | 450 | 635 | 1099 | 1648 |
| 8 | | 84 | 179 | 309 | 507 | 714 | 1237 | 1855 |
| 9 | | 93 | 198 | 344 | 563 | 794 | 1374 | 2062 |
| 10 | | 102 | 218 | 378 | 619 | 874 | 1512 | 2268 |
| 11 | | 112 | 238 | 413 | 676 | 953 | 1650 | 2475 |
| 12 | | 121 | 258 | 447 | 732 | 1033 | 1788 | 2682 |
| 13 | | 130 | 278 | 481 | 789 | 1112 | 1926 | |
| 14 | | 140 | 298 | 516 | 845 | 1192 | 2064 | |
| 15 | | 149 | 318 | 550 | 902 | 1272 | 2202 | |
| 16 | | 158 | 338 | 585 | 958 | 1351 | 2339 | |
| 17 | | 167 | 358 | 619 | 1015 | 1431 | 2477 | |
| 18 | | 177 | 378 | 654 | 1071 | 1510 | 2615 | |
| 19 | | 186 | 398 | 688 | 1128 | 1590 | 2753 | |
| 20 | | 195 | 417 | 723 | 1184 | 1670 | 2891 | |

Curve Drawing Of Low Lift Safety Valves

